

# LAMP® LL-66 LEVER LATCH INSTALLATION INSTRUCTION

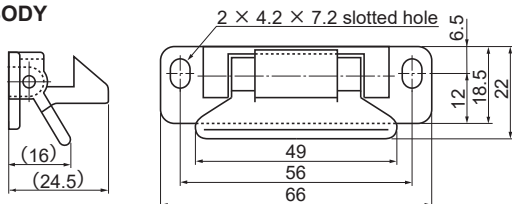
Thank you for using our product. Before installation, please read this manual thoroughly to ensure correct installation. Please keep this manual at hand for future reference.

## ABOUT THE PRODUCT

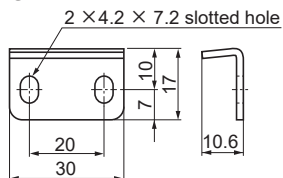
- This is a latch for an overlay door indicated in Step 2 in this document, and prevents the door from opening during an earthquake.
- Recommended door size: 700 mm (27") H x 500 mm (20") W

## DIMENSIONS

### BODY

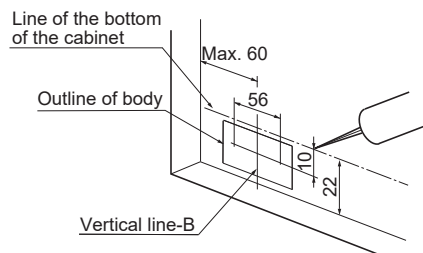


### STRIKE PLATE

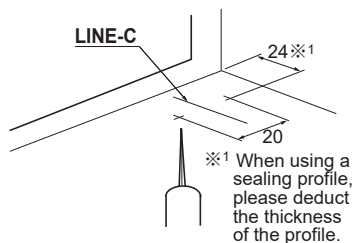


Provided screw: Truss head tapping screw 4x12 4 pcs

### BACK SIDE OF CABINET DOOR



### UNDER SIDE OF BOTTOM BOARD



## FOR YOUR SAFETY AND CORRECT INSTALLATION

### Meaning of symbols

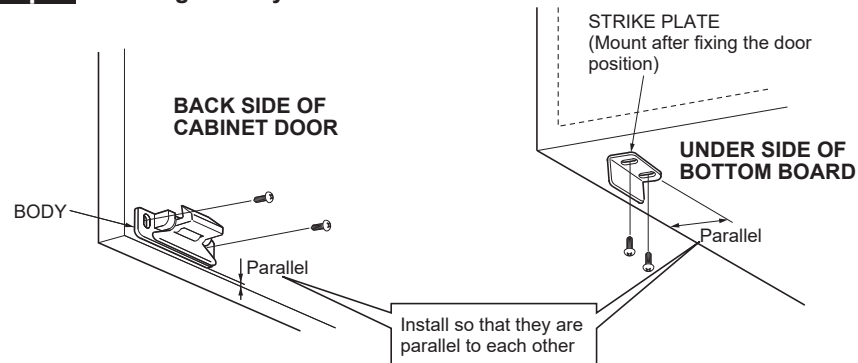


**Caution** If not followed, it may result in injury or damage.

- ⊘ During an extremely strong earthquake, the doors may open unexpectedly. So do not contain heavy items in the cabinet.
- ⚠ In the long term use, the door may be warped or may sag, and cause the latch to malfunction. In this case, please re-adjust the position of the latch body and strike plate.

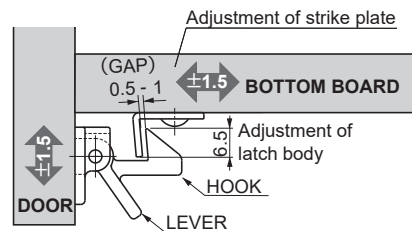
## INSTALLATION

### Step 1 Mounting of Body and Strike Plate



### Step 2 Adjustment of Latch body and Strike plate

Adjust the position of the latch body and strike plate as shown below. After the adjustment tighten all of the screws.



To open the door, pull the lever.

**SUGATSUNE KOGYO CO., LTD**  
Tokyo, JAPAN  
Phone: +81 (0)3 3866 2260 E-mail: export@sugatsune.co.jp  
**SUGATSUNE KOGYO (UK) LTD**  
Reading, UK  
Phone: +44 118 9272 955 E-mail: sales@sugatsune.co.uk  
**SUGATSUNE EUROPE GmbH**  
Düsseldorf, GERMANY  
Phone: +49 211 53812900 E-mail: sales@sugatsune.eu

**SUGATSUNE SHANGHAI Co., LTD**  
Shanghai, CHINA  
Phone: +86 21 3632 1858 E-mail: lamp@sugatsune.com.cn  
**Guangzhou, CHINA**  
Phone: +86 20 6639 3552 E-mail: lamp@sugatsune.com.cn  
**SUGATSUNE KOGYO INDIA PRIVATE LIMITED**  
Mumbai, INDIA  
Phone: +91 22 28314490/91 E-mail: sales@sugatsune.in

**SUGATSUNE AMERICA, INC**  
California, USA  
Phone: +1 310 329 6373 E-mail: sales@sugatsune.com  
**Illinois, USA**  
Phone: +1 630 317 7072 E-mail: sales@sugatsune.com  
**SUGATSUNE CANADA, INC.**  
Phone: +1 514 312 5267 E-mail: support@sugatsune.ca

ISO9001(Japan Offices and Sugatsune America) and ISO14001(Chiba Production division and Logistics center), certified.