


TMU-115 TRUNK HANDLE INSTALLATION MANUAL

For proper installation and use, please follow the instructions carefully.

■ Maximum loading capacity: 40kg. (88 lbs.)

PHOTO 1 TMU-115 main body



Mounting screw

Flat head wood screw (4.8×20): 2pcs.



Flat head wood screw (4.8×25): 2pcs.



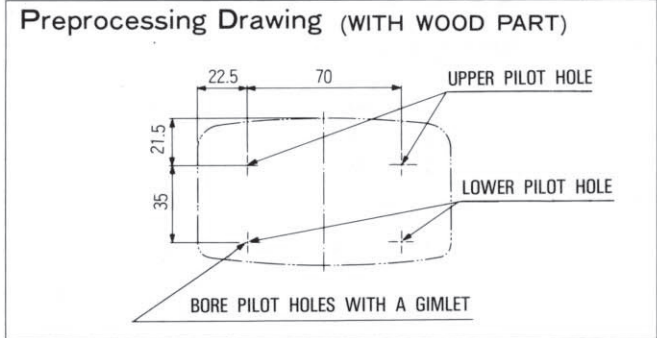
Truss head machine screw (M5×6): 4pcs.




HOW TO INSTALL (Installation can be done by one of the following two ways, (A) or (B))

(A) Installation from front side using flat head wood screws.

- 1 Following the drawing below, please do preprocessing work on mounting surface.



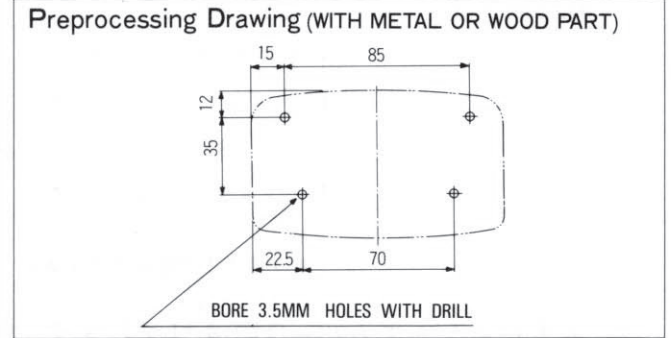
- 2 Remove case cover ① & ② from main body. (photo 1) For easy removal, push case cover ② forward from the reverse side with a screwdriver or hand, and pull it. (photo 3 & 4)



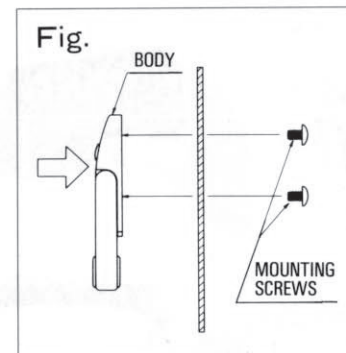
- 3 Fasten four screws, two longer wood screws (4.8×25) into upper pilot holes of main body, and the other two, shorter screws (4.8×20) into lower pilot holes.
- 4 Peel protection sheet off double-face adhesive tape attached to body, and stick case cover ① removed back onto the original position pressing case cover ①&② firmly. (photo 2)

(B) Installation from back side using truss head machine screws.

- 1 Following the drawing below, please do preprocessing work on mounting surface.



- 2 Set main body at proper position, and fasten mounting screws from back side. (Fig. below)
※ For thicker board, different types of screws may be required separately.



- 3 Remove case cover ①. Peel protection sheet off double-face adhesive tape attached to body, and then put case cover removed back to the original position, and press it firmly. (photo 2)

NOTE

- * This installation manual to be kept by the end user.
- * Measurement or specification may be changed for improvement.
- * Double checking actual products against manual is recommended.

SUGATSUNE KOGYO CO.,LTD
Tokyo, JAPAN
Phone: +81 (0)3 3866 2260 E-mail: export@sugatsune.co.jp

SUGATSUNE KOGYO (UK) LTD
Reading, UK
Phone: +44 118 9272 955 E-mail: sales@sugatsune.co.uk

SUGATSUNE EUROPE GmbH
Düsseldorf, GERMANY
Phone: +49 211 53812900 E-mail: sales@sugatsune.eu
ISO9001(Japan Offices and Sugatsune America) and ISO14001(Chiba Production division and Logistics center), certified.

SUGATSUNE SHANGHAI Co., LTD
Shanghai, CHINA
Phone: +86 21 3632 1858 E-mail: lamp@sugatsune.com.cn

Guangzhou, CHINA
Phone: +86 20 6639 3552 E-mail: lamp@sugatsune.com.cn

SUGATSUNE KOGYO INDIA PRIVATE LIMITED
Mumbai, INDIA
Phone: +91 22 28314490/91 E-mail: sales@sugatsune.in

SUGATSUNE AMERICA, INC
California, USA
Phone: +1 310 329 6373 E-mail: sales@sugatsune.com

Chicago, USA
Phone: +1 312 461 1081 E-mail: chicagoshowroom@sugatsune.com.

SUGATSUNE CANADA, INC.
Phone: +1 514 312 5267 E-mail: support@sugatsune.ca