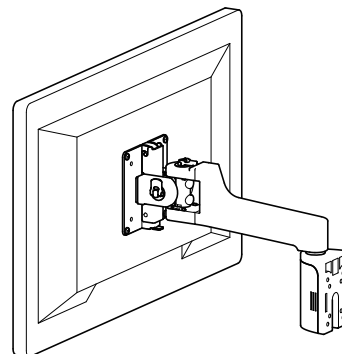


LAMP® KA-T100S50-W/P MONITOR ARM Installation Instructions With Torque & Auxiliary Lock

Thank you for using our product. Before installation, please read this manual thoroughly to ensure correct installation.
Please keep this manual at hand for future reference.

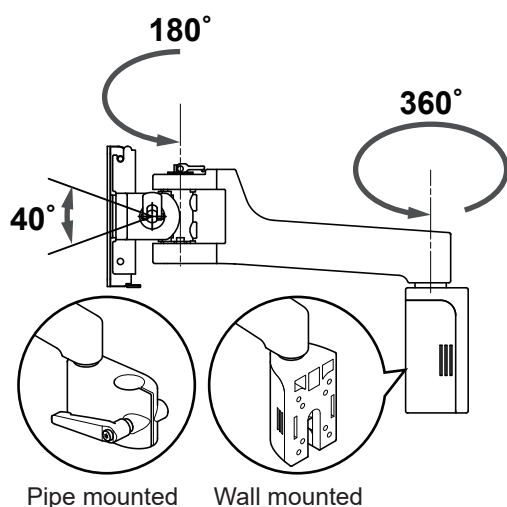
ABOUT THE PRODUCT

- Suitable for touch screen with strong arm.
- Four types: single arm or double arm, wall mounted or pipe mounted.
- Auxiliary lock prevents monitor from sagging due to minute vibration.

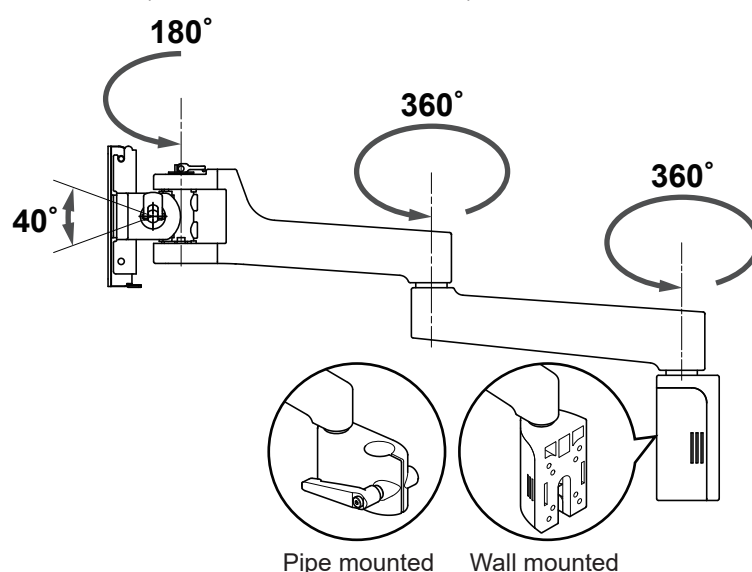


Movable range

Single arm (Wall mounted, Pipe mounted)



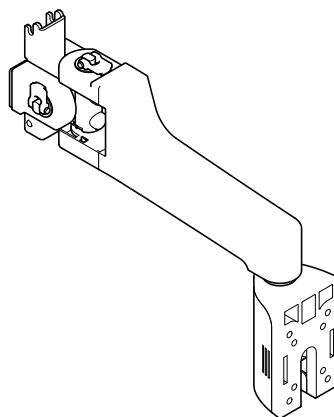
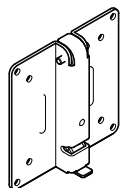
Double arm (Wall mounted, Pipe mounted)



APPLICABLE MONITOR

Max.Weight	10 kg
Hole pattern	75 × 75, 100 × 100(VESA)

COMPONENT PARTS



ITEMS TO BE PREPARED

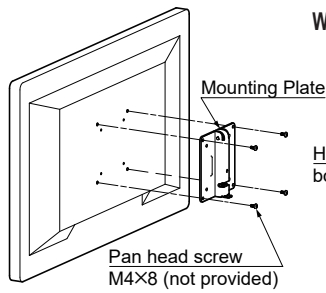
Pan head screws M4 × 8 : 4 pcs
Hexagon socket head bolt M5 × 25 : 4 pcs

- Mounting plate (for monitor): 1 pc
- Cable tie(Single arm: 2 pcs, Double arm: 4 pcs)

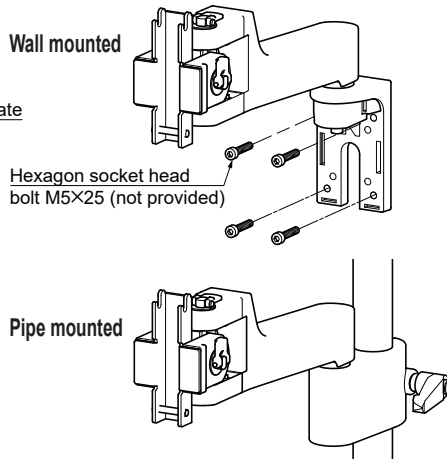
- Main body: 1 pc

INSTALLATION PROCEDURE

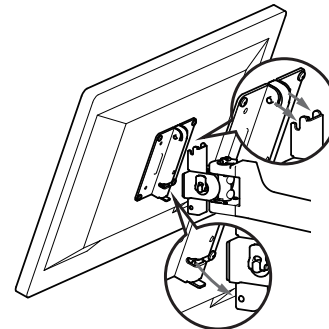
1 Mounting Plate



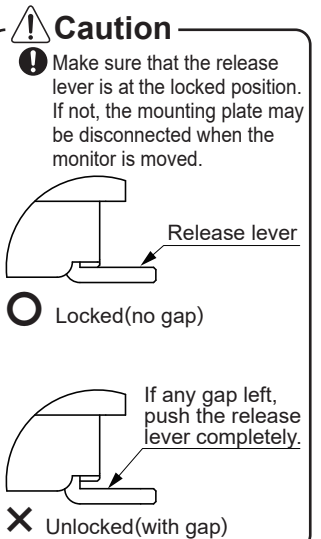
2 Main Body



3 Assembling the Monitor

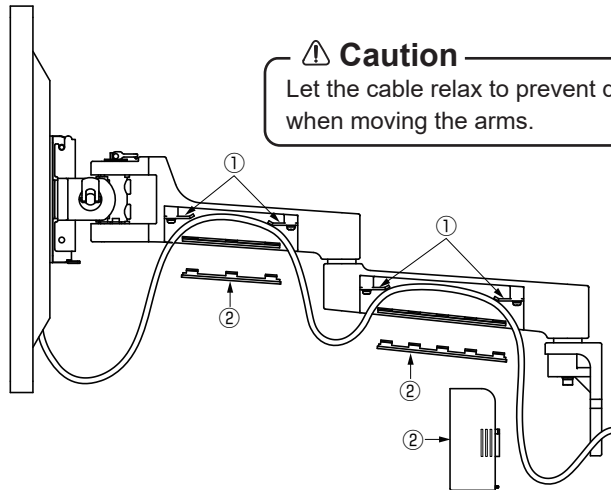


Caution
Be sure to assemble the body and the mounting plate from the same package delivered.



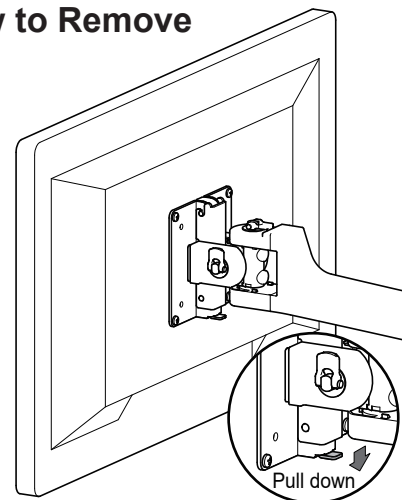
Wiring

- Clamp the cable with cable ties.
- Assemble the covers.



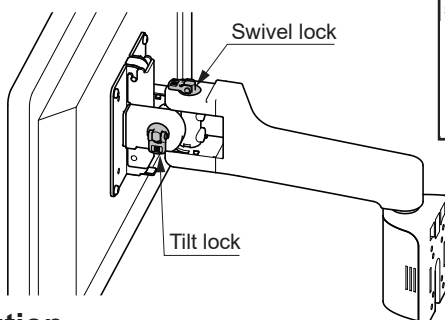
Caution
Let the cable relax to prevent damage when moving the arms.

4 How to Remove

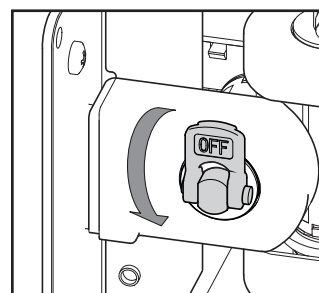


HOW TO LOCK SWIVEL AND TILT

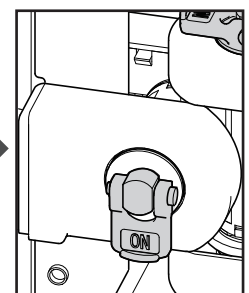
You can lock the angle of monitor when it is mounted on a slight vibrating place.



- Turn lock lever downward from OFF status.



- "ON" is visible when locked.



Above drawings show tilt lock. The way of swivel lock is the same.

Caution

Lock lever may pop out if you try to move the monitor when it is locked.
Do not move the monitor when it is locked.

SUGATSUNE KOGYO CO.,LTD
Tokyo, JAPAN

Phone: +81 (0)3 3866 2260 E-mail:export@sugatsune.co.jp

SUGATSUNE KOGYO (UK) LTD
Reading, UK

Phone: +44 118 9272 955 E-mail:sales@sugatsune.co.uk

SUGATSUNE EUROPE GmbH
Düsseldorf, GERMANY

Phone: +49 211 53812900 E-mail:sales@sugatsune.eu

SUGATSUNE SHANGHAI Co., LTD
Shanghai, CHINA

Phone: +86 21 3632 1858 E-mail:lamp@sugatsune.com.cn

Guangzhou, CHINA

Phone: +86 20 6639 3552 E-mail:lamp@sugatsune.com.cn

SUGATSUNE KOGYO INDIA PRIVATE LIMITED
Mumbai, INDIA

Phone: +91 22 28314490/91 E-mail:sales@sugatsune.in

SUGATSUNE AMERICA, INC
California, USA

Phone: +1 310 329 6373 E-mail:sales@sugatsune.com

Chicago, USA

Phone: +1 312 461 1081 E-mail:chicagoshowroom@sugatsune.com.

SUGATSUNE CANADA, INC.

Phone: +1 514 312 5267 E-mail:support@sugatsune.ca

ISO9001(Japan Offices and Sugatsune America) and ISO14001(Chiba Production division and Logistics center), certified.

2021.10 1439-2